

















**1. Please identify the grade level of your student:**

		Response Percent	Response Count
9th		28.7%	271
<b>10th</b>		<b>30.3%</b>	<b>286</b>
11th		29.1%	275
12th		19.5%	184
<b>answered question</b>			<b>944</b>
<b>skipped question</b>			<b>12</b>






**2. For the purpose of this *anonymous* survey, please identify any unique needs of your student:**

		Response Percent	Response Count
IEP		4.5%	41
504		2.1%	19
EL		0.8%	7
DHH		0.1%	1
Independent Study		3.3%	30
<b>Gifted</b>		<b>49.7%</b>	<b>448</b>
None		43.3%	391
<b>answered question</b>			<b>902</b>
<b>skipped question</b>			<b>54</b>






### 3. How large a role does this school play in the community?

		Response Percent	Response Count
Extremely large		29.8%	256
<b>Very large</b>		<b>39.0%</b>	<b>335</b>
Moderately large		21.6%	185
Slightly large		6.5%	56
Not at all large		3.0%	26
<b>answered question</b>			<b>858</b>
<b>skipped question</b>			<b>98</b>






### 4. How high are the expectations for students at this school?

		Response Percent	Response Count
<b>Extremely high</b>		<b>51.1%</b>	<b>437</b>
Very high		40.4%	346
Moderately high		6.5%	56
Slightly high		1.2%	10
Not at all high		0.8%	7
<b>answered question</b>			<b>856</b>
<b>skipped question</b>			<b>100</b>








**5. How confident are you that all GHCHS students have access to a rigorous, relevant and standards-based curriculum**

		Response Percent	Response Count
Extremely confident		43.2%	369
Very confident		40.3%	344
Moderately confident		11.9%	102
Slightly confident		2.6%	22
Not at all confident		2.0%	17
<b>answered question</b>			<b>854</b>
<b>skipped question</b>			<b>102</b>






**6. How familiar are you with the established school policies on Attendance, Academic Integrity and Dress Code:**

		Response Percent	Response Count
Extremely familiar		37.6%	320
Very familiar		42.5%	362
Moderately familiar		15.2%	129
Slightly familiar		3.2%	27
Not at all familiar		1.5%	13
<b>answered question</b>			<b>851</b>
<b>skipped question</b>			<b>105</b>

**7. How satisfied are you that students of diverse backgrounds and abilities are given equal access to educational opportunities at Granada.**

		Response Percent	Response Count
Extremely satisfied		56.3%	477
Moderately satisfied		27.6%	234
Slightly satisfied		5.3%	45
Neither satisfied nor dissatisfied		6.3%	53
Slightly dissatisfied		1.8%	15
Moderately dissatisfied		0.8%	7
Extremely dissatisfied		2.0%	17
<b>answered question</b>			<b>848</b>
<b>skipped question</b>			<b>108</b>

**8. How well does this school communicate information about programs, opportunities and school progress?**

		Response Percent	Response Count
Extremely well		50.5%	427
Very well		32.3%	273
Moderately well		11.1%	94
Slightly well		3.7%	31
Not at all well		2.4%	20
<b>answered question</b>			<b>845</b>
<b>skipped question</b>			<b>111</b>

### 9. Overall, how satisfied are you with the quality, politeness and helpfulness of the school office and support staff?

		Response Percent	Response Count
Extremely satisfied		46.6%	396
Moderately satisfied		32.0%	272
Slightly satisfied		8.5%	72
Neither satisfied nor dissatisfied		4.5%	38
Slightly dissatisfied		2.5%	21
Moderately dissatisfied		2.2%	19
Extremely dissatisfied		3.7%	31
<b>answered question</b>			<b>849</b>
<b>skipped question</b>			<b>107</b>

### 10. How caring are the teachers at this school?

		Response Percent	Response Count
Extremely caring		23.9%	202
<b>Very caring</b>		<b>45.5%</b>	<b>385</b>
Moderately caring		22.0%	186
Slightly caring		6.5%	55
Not at all caring		2.1%	18
<b>answered question</b>			<b>846</b>
<b>skipped question</b>			<b>110</b>






## 11. How comfortable does your child feel asking questions in class at this school?

		Response Percent	Response Count
Extremely comfortable		21.4%	181
<b>Very comfortable</b>		<b>42.3%</b>	<b>358</b>
Moderately comfortable		25.1%	212
Slightly comfortable		7.0%	59
Not at all comfortable		4.3%	36
<b>answered question</b>			<b>846</b>
<b>skipped question</b>			<b>110</b>






## 12. How caring is the administrative staff at this school?

		Response Percent	Response Count
Extremely caring		22.9%	192
<b>Very caring</b>		<b>39.3%</b>	<b>329</b>
Moderately caring		23.9%	200
Slightly caring		8.7%	73
Not at all caring		5.1%	43
<b>answered question</b>			<b>837</b>
<b>skipped question</b>			<b>119</b>








**13. How well do the selection of extracurricular activities at this school meet the needs of your student?**

		Response Percent	Response Count
Extremely well		35.6%	298
Very well		35.1%	294
Moderately well		18.6%	156
Slightly well		6.3%	53
Not at all well		4.4%	37
<b>answered question</b>			<b>838</b>
<b>skipped question</b>			<b>118</b>






**14. How often does your child participate in extracurricular activities at this school?**

		Response Percent	Response Count
Extremely often		20.8%	176
<b>Very often</b>		<b>26.0%</b>	<b>220</b>
Moderately often		24.9%	211
Slightly often		16.4%	139
Not at all often		11.8%	100
<b>answered question</b>			<b>846</b>
<b>skipped question</b>			<b>110</b>

### 15. Overall, how satisfied are you with food services and selection provided by the school?






		Response Percent	Response Count
Extremely satisfied		22.7%	192
<b>Moderately satisfied</b>		<b>37.9%</b>	<b>320</b>
Slightly satisfied		13.6%	115
Neither satisfied nor dissatisfied		14.3%	121
Slightly dissatisfied		4.7%	40
Moderately dissatisfied		3.2%	27
Extremely dissatisfied		3.6%	30
<b>answered question</b>			<b>845</b>
<b>skipped question</b>			<b>111</b>

### 16. How safe does your child feel at this school?






		Response Percent	Response Count
Extremely safe		41.6%	353
<b>Very safe</b>		<b>45.0%</b>	<b>382</b>
Moderately safe		10.1%	86
Slightly safe		1.9%	16
Not at all safe		1.4%	12
<b>answered question</b>			<b>849</b>
<b>skipped question</b>			<b>107</b>










**17. How confident are you that the school will communicate with you appropriately in the event of an emergency.**

		Response Percent	Response Count
Extremely confident		42.9%	365
Very confident		39.1%	333
Moderately confident		12.6%	107
Slightly confident		3.3%	28
Not at all confident		2.1%	18
<b>answered question</b>			<b>851</b>
<b>skipped question</b>			<b>105</b>






**18. How clean are the facilities at this school?**

		Response Percent	Response Count
Extremely clean		26.7%	226
Very clean		47.9%	405
Moderately clean		21.1%	178
Slightly clean		2.1%	18
Not at all clean		2.1%	18
<b>answered question</b>			<b>845</b>
<b>skipped question</b>			<b>111</b>






**19. Overall, how satisfied are you with the quality of instruction at this school?**

		Response Percent	Response Count
Extremely satisfied		46.6%	385
Moderately satisfied		38.3%	316
Slightly satisfied		6.3%	52
Neither satisfied nor dissatisfied		2.7%	22
Slightly dissatisfied		2.7%	22
Moderately dissatisfied		1.5%	12
Extremely dissatisfied		2.1%	17
<b>answered question</b>			<b>826</b>
<b>skipped question</b>			<b>130</b>






**20. How confident are you that teachers using a variety of assessments (projects, assignments, quizzes, etc.) to determine the level of student learning**

		Response Percent	Response Count
Extremely confident		35.6%	292
Very confident		39.1%	321
Moderately confident		18.1%	149
Slightly confident		4.1%	34
Not at all confident		3.0%	25
<b>answered question</b>			<b>821</b>
<b>skipped question</b>			<b>135</b>

## 21. How strong are the relationships between your child and his/her teachers at this school?

		Response Percent	Response Count
Extremely strong		12.4%	102
<b>Very strong</b>		<b>36.9%</b>	<b>303</b>
Moderately strong		34.5%	283
Slightly strong		9.6%	79
Not at all strong		6.6%	54
<b>answered question</b>			<b>821</b>
<b>skipped question</b>			<b>135</b>

## 22. How quickly do teachers at this school respond to questions from parents?

		Response Percent	Response Count
Extremely quickly		19.4%	155
<b>Very quickly</b>		<b>45.3%</b>	<b>362</b>
Moderately quickly		25.8%	206
Slightly quickly		5.6%	45
Not at all quickly		4.0%	32
<b>answered question</b>			<b>800</b>
<b>skipped question</b>			<b>156</b>

### 23. How much individual attention does your child get at this school?

		Response Percent	Response Count
A great deal		13.7%	112
A lot		26.4%	215
<b>A moderate amount</b>		<b>40.4%</b>	<b>329</b>
A little		14.0%	114
None at all		5.5%	45
<b>answered question</b>			<b>815</b>
<b>skipped question</b>			<b>141</b>

### 24. How clear are the methods used to measure your child's schoolwork at this school?

		Response Percent	Response Count
Extremely clear		22.9%	187
<b>Very clear</b>		<b>45.3%</b>	<b>370</b>
Moderately clear		21.3%	174
Slightly clear		6.9%	56
Not at all clear		3.7%	30
<b>answered question</b>			<b>817</b>
<b>skipped question</b>			<b>139</b>

**25. Is your child required to do too much homework, too little homework, or about the right amount of homework?**

		Response Percent	Response Count
Much too much		14.9%	123
Somewhat too much		22.4%	184
Slightly too much		16.3%	134
<b>About the right amount</b>		<b>41.6%</b>	<b>342</b>
Slightly too little		3.4%	28
Somewhat too little		0.6%	5
Much too little		0.9%	7
<b>answered question</b>			<b>823</b>
<b>skipped question</b>			<b>133</b>

**26. How well does this school consider the individual needs of students?**

		Response Percent	Response Count
Extremely well		16.5%	133
<b>Very well</b>		<b>40.7%</b>	<b>329</b>
Moderately well		28.3%	229
Slightly well		8.4%	68
Not at all well		6.1%	49
<b>answered question</b>			<b>808</b>
<b>skipped question</b>			<b>148</b>








**27. Overall, how satisfied are you with student support provided by the health office personnel and social workers.**

		Response Percent	Response Count
Extremely satisfied		35.1%	282
Moderately satisfied		33.8%	272
Slightly satisfied		7.3%	59
Neither satisfied nor dissatisfied		19.7%	158
Slightly dissatisfied		1.5%	12
Moderately dissatisfied		1.1%	9
Extremely dissatisfied		1.5%	12
<b>answered question</b>			<b>804</b>
<b>skipped question</b>			<b>152</b>






**28. How well does this school support your child's social development?**

		Response Percent	Response Count
Extremely well		22.6%	181
<b>Very well</b>		<b>41.5%</b>	<b>332</b>
Moderately well		24.4%	195
Slightly well		7.4%	59
Not at all well		4.1%	33
<b>answered question</b>			<b>800</b>
<b>skipped question</b>			<b>156</b>






**29. Overall, how satisfied are you with the guidance and support provided by your counselor?**

		Response Percent	Response Count
Extremely satisfied		37.9%	306
Moderately satisfied		31.4%	253
Slightly satisfied		11.6%	94
Neither satisfied nor dissatisfied		8.3%	67
Slightly dissatisfied		5.5%	44
Moderately dissatisfied		2.2%	18
Extremely dissatisfied		3.1%	25
<b>answered question</b>			<b>807</b>
<b>skipped question</b>			<b>149</b>






**30. How regularly does your child get the help he/she needs from teachers and staff at this school?**

		Response Percent	Response Count
Extremely regularly		13.6%	109
Very regularly		34.6%	278
Moderately regularly		34.6%	278
Slightly regularly		9.8%	79
Not at all regularly		7.5%	60
<b>answered question</b>			<b>804</b>
<b>skipped question</b>			<b>152</b>

### 31. How likely is your child to attend college?








		Response Percent	Response Count
Extremely likely		76.7%	619
Very likely		17.1%	138
Moderately likely		4.0%	32
Slightly likely		1.2%	10
Not at all likely		1.0%	8
<b>answered question</b>			<b>807</b>
<b>skipped question</b>			<b>149</b>

### 32. How much planning has your child done for college?






		Response Percent	Response Count
A great deal		24.4%	198
A lot		23.6%	191
<b>A moderate amount</b>		<b>30.9%</b>	<b>250</b>
A little		16.5%	134
None at all		4.6%	37
<b>answered question</b>			<b>810</b>
<b>skipped question</b>			<b>146</b>



### 33. Overall, how satisfied are you with the college and career counseling provided by the school?

		Response Percent	Response Count
Extremely satisfied		28.5%	228
<b>Moderately satisfied</b>		<b>32.8%</b>	<b>263</b>
Slightly satisfied		10.1%	81
Neither satisfied nor dissatisfied		22.0%	176
Slightly dissatisfied		2.2%	18
Moderately dissatisfied		2.0%	16
Extremely dissatisfied		2.4%	19
		<b>answered question</b>	<b>801</b>
		<b>skipped question</b>	<b>155</b>

### 34. How often are you made aware of volunteer opportunities available at this school?

		Response Percent	Response Count
Extremely often		17.1%	134
<b>Very often</b>		<b>29.4%</b>	<b>230</b>
Moderately often		22.9%	179
Slightly often		16.1%	126
Not at all often		14.5%	113
		<b>answered question</b>	<b>782</b>
		<b>skipped question</b>	<b>174</b>






### 35. How much input do you have in your child's education and school learning environment?

		Response Percent	Response Count
A great deal		31.7%	249
A lot		30.4%	239
A moderate amount		22.6%	178
A little		10.7%	84
None at all		4.6%	36
<b>answered question</b>			<b>786</b>
<b>skipped question</b>			<b>170</b>






### 36. How often do you use the school's Parent Access Center to check your child's progress at this school?

		Response Percent	Response Count
Extremely often		42.6%	332
Very often		27.4%	214
Moderately often		16.4%	128
Slightly often		7.7%	60
Not at all often		5.9%	46
<b>answered question</b>			<b>780</b>
<b>skipped question</b>			<b>176</b>

**37. How often do you use the school's website to communicate with the staff at this school?**

		Response Percent	Response Count
Extremely often		12.9%	101
Very often		21.2%	165
<b>Moderately often</b>		<b>31.7%</b>	<b>247</b>
Slightly often		20.0%	156
Not at all often		14.2%	111
<b>answered question</b>			<b>780</b>
<b>skipped question</b>			<b>176</b>

**38. How comfortable do you feel talking to teachers at this school about problems your child is having?**

		Response Percent	Response Count
Extremely comfortable		29.0%	227
<b>Very comfortable</b>		<b>37.4%</b>	<b>293</b>
Moderately comfortable		20.8%	163
Slightly comfortable		8.7%	68
Not at all comfortable		4.2%	33
<b>answered question</b>			<b>784</b>
<b>skipped question</b>			<b>172</b>

**39. How useful is the information this school gives you about the academic growth of your child?**

		Response Percent	Response Count
Extremely useful		31.5%	246
<b>Very useful</b>		<b>43.1%</b>	<b>337</b>
Moderately useful		17.4%	136
Slightly useful		5.4%	42
Not at all useful		2.7%	21
<b>answered question</b>			<b>782</b>
<b>skipped question</b>			<b>174</b>

**40. Please feel free to comment on your experiences as a GHCHS parent.**

	Response Count
	293
<b>answered question</b>	<b>293</b>
<b>skipped question</b>	<b>663</b>