











**1. Please identify your current grade:**

		Response Percent	Response Count
9th		32.6%	532
10th		14.4%	235
11th		32.6%	533
12th		20.4%	334
		<b>answered question</b>	<b>1,634</b>
		<b>skipped question</b>	<b>8</b>








**2. In what grade did you begin attending *this* high school?**

		Response Percent	Response Count
9th		92.6%	1,511
10th		4.5%	73
11th		2.4%	39
12th		0.5%	8
		<b>answered question</b>	<b>1,631</b>
		<b>skipped question</b>	<b>11</b>








### 3. For survey purposes, please identify your sex/gender.

		Response Percent	Response Count
Female		58.0%	947
Male		42.0%	686
		<b>answered question</b>	<b>1,633</b>
		<b>skipped question</b>	<b>9</b>








### 4. Challenging and appropriate schoolwork and activities are available for all students.

		Response Percent	Response Count
Strongly Agree		56.9%	845
Moderately Agree		28.0%	415
Somewhat Agree		8.7%	129
Neither Agree nor Disagree		2.0%	30
Somewhat Disagree		1.8%	27
Moderately Disagree		0.7%	11
Strongly Disagree		1.8%	27
		<b>answered question</b>	<b>1,484</b>
		<b>skipped question</b>	<b>158</b>

### 5. Academics are appropriately emphasized within the school.

		Response Percent	Response Count
Strongly Agree		65.8%	964
Moderately Agree		22.2%	325
Somewhat Agree		6.2%	91
Neither Agree nor Disagree		2.3%	34
Somewhat Disagree		1.2%	17
Moderately Disagree		0.8%	11
Strongly Disagree		1.6%	23
<b>answered question</b>			<b>1,465</b>
<b>skipped question</b>			<b>177</b>

### 6. I am encouraged to use school and community resources (e.g. library, internet) to help me with my schoolwork.

		Response Percent	Response Count
Strongly Agree		52.8%	771
Moderately Agree		24.7%	361
Somewhat Agree		13.3%	195
Neither Agree nor Disagree		3.8%	55
Somewhat Disagree		2.3%	34
Moderately Disagree		1.4%	21
Strongly Disagree		1.6%	24
<b>answered question</b>			<b>1,461</b>
<b>skipped question</b>			<b>181</b>








### 7. The amount of homework I am given helps me to be successful in my classes.

		Response Percent	Response Count
Strongly Agree		22.5%	328
<b>Moderately Agree</b>		<b>30.2%</b>	<b>440</b>
Somewhat Agree		21.6%	314
Neither Agree nor Disagree		7.5%	109
Somewhat Disagree		8.7%	126
Moderately Disagree		3.1%	45
Strongly Disagree		6.4%	93
<b>answered question</b>			<b>1,455</b>
<b>skipped question</b>			<b>187</b>








### 8. Students use previously learned information to generate new ideas and solve problems.

		Response Percent	Response Count
<b>Strongly Agree</b>		<b>34.9%</b>	<b>510</b>
Moderately Agree		33.3%	487
Somewhat Agree		20.0%	293
Neither Agree nor Disagree		6.3%	92
Somewhat Disagree		2.6%	38
Moderately Disagree		0.9%	13
Strongly Disagree		2.0%	29
<b>answered question</b>			<b>1,462</b>
<b>skipped question</b>			<b>180</b>








## 9. Teachers have high expectations for all students.

		Response Percent	Response Count
Strongly Agree		52.3%	758
Moderately Agree		25.2%	365
Somewhat Agree		13.5%	196
Neither Agree nor Disagree		4.1%	59
Somewhat Disagree		2.3%	33
Moderately Disagree		0.9%	13
Strongly Disagree		1.7%	25
		<b>answered question</b>	<b>1,449</b>
		<b>skipped question</b>	<b>193</b>








## 10. My teachers help me see the connection of what I am learning to "real life" outside the classroom.

		Response Percent	Response Count
Strongly Agree		25.4%	367
<b>Moderately Agree</b>		<b>26.8%</b>	<b>388</b>
Somewhat Agree		23.2%	335
Neither Agree nor Disagree		8.8%	127
Somewhat Disagree		7.0%	101
Moderately Disagree		3.5%	51
Strongly Disagree		5.4%	78
		<b>answered question</b>	<b>1,447</b>
		<b>skipped question</b>	<b>195</b>








**11. Teachers use a variety of different ways to present and check for student learning to improve achievement.**

		Response Percent	Response Count
Strongly Agree		28.3%	409
<b>Moderately Agree</b>		<b>31.1%</b>	<b>450</b>
Somewhat Agree		21.2%	307
Neither Agree nor Disagree		8.4%	122
Somewhat Disagree		5.3%	77
Moderately Disagree		2.2%	32
Strongly Disagree		3.3%	48
<b>answered question</b>			<b>1,445</b>
<b>skipped question</b>			<b>197</b>








**12. My teachers give me feedback on my assignments that help me improve my work.**

		Response Percent	Response Count
Strongly Agree		27.5%	397
<b>Moderately Agree</b>		<b>29.3%</b>	<b>423</b>
Somewhat Agree		23.1%	334
Neither Agree nor Disagree		6.6%	95
Somewhat Disagree		6.0%	86
Moderately Disagree		3.9%	56
Strongly Disagree		3.7%	53
<b>answered question</b>			<b>1,444</b>
<b>skipped question</b>			<b>198</b>








**13. My teachers are willing to give extra help on schoolwork if I need it.**

		Response Percent	Response Count
Strongly Agree		42.5%	615
Moderately Agree		28.2%	408
Somewhat Agree		14.0%	202
Neither Agree nor Disagree		6.2%	90
Somewhat Disagree		3.9%	56
Moderately Disagree		2.4%	35
Strongly Disagree		2.9%	42
<b>answered question</b>			<b>1,448</b>
<b>skipped question</b>			<b>194</b>








**14. Students in this school are encouraged to take advanced courses like Honors, Advanced Placement (AP), International Baccalaureate (IB) or classes that lead to professional certification.**

		Response Percent	Response Count
Strongly Agree		60.1%	871
Moderately Agree		20.3%	295
Somewhat Agree		9.4%	137
Neither Agree nor Disagree		5.0%	72
Somewhat Disagree		2.7%	39
Moderately Disagree		0.6%	9
Strongly Disagree		1.9%	27
<b>answered question</b>			<b>1,450</b>
<b>skipped question</b>			<b>192</b>

**15. I feel prepared when I take outside tests like the CST, PSAT, and SAT Exams.**








		Response Percent	Response Count
Strongly Agree		25.3%	368
<b>Moderately Agree</b>		<b>32.2%</b>	<b>467</b>
Somewhat Agree		21.1%	307
Neither Agree nor Disagree		10.1%	146
Somewhat Disagree		4.7%	68
Moderately Disagree		2.3%	33
Strongly Disagree		4.3%	63
		<b>answered question</b>	<b>1,452</b>
		<b>skipped question</b>	<b>190</b>

**16. I am satisfied with my high school progress.**








		Response Percent	Response Count
Strongly Agree		30.3%	442
<b>Moderately Agree</b>		<b>33.9%</b>	<b>495</b>
Somewhat Agree		19.9%	291
Neither Agree nor Disagree		6.8%	99
Somewhat Disagree		3.5%	51
Moderately Disagree		2.1%	31
Strongly Disagree		3.4%	50
		<b>answered question</b>	<b>1,459</b>
		<b>skipped question</b>	<b>183</b>










**17. I take advantage of a variety of student support services available such as lunchtime, after school and peer tutoring.**

		Response Percent	Response Count
Strongly Agree		22.4%	322
<b>Moderately Agree</b>		<b>24.3%</b>	<b>349</b>
Somewhat Agree		22.6%	325
Neither Agree nor Disagree		14.8%	212
Somewhat Disagree		5.0%	72
Moderately Disagree		4.9%	71
Strongly Disagree		5.9%	84
<b>answered question</b>			<b>1,435</b>
<b>skipped question</b>			<b>207</b>








**18. Counselors are available to students for both academic planning and personal support.**

		Response Percent	Response Count
<b>Strongly Agree</b>		<b>43.9%</b>	<b>627</b>
Moderately Agree		26.7%	382
Somewhat Agree		11.1%	159
Neither Agree nor Disagree		7.7%	110
Somewhat Disagree		5.5%	78
Moderately Disagree		2.1%	30
Strongly Disagree		3.0%	43
<b>answered question</b>			<b>1,429</b>
<b>skipped question</b>			<b>213</b>

**19. The ability to review grades and homework assignments online is a valuable tool for students.**

		Response Percent	Response Count
<b>Strongly Agree</b>		<b>71.3%</b>	<b>1,015</b>
Moderately Agree		15.2%	216
Somewhat Agree		7.7%	110
Neither Agree nor Disagree		2.0%	29
Somewhat Disagree		1.4%	20
Moderately Disagree		0.8%	12
Strongly Disagree		1.5%	22
		<b>answered question</b>	<b>1,424</b>
		<b>skipped question</b>	<b>218</b>

**20. I can get extra help at school outside my regular classes.**

		Response Percent	Response Count
<b>Strongly Agree</b>		<b>44.5%</b>	<b>633</b>
Moderately Agree		26.3%	374
Somewhat Agree		15.5%	220
Neither Agree nor Disagree		6.0%	85
Somewhat Disagree		3.3%	47
Moderately Disagree		1.9%	27
Strongly Disagree		2.5%	35
		<b>answered question</b>	<b>1,421</b>
		<b>skipped question</b>	<b>221</b>








**21. There is at least one adult who knows me well that I can go to if I have a problem.**

		Response Percent	Response Count
<b>Strongly Agree</b>		<b>37.1%</b>	<b>527</b>
Moderately Agree		15.9%	226
Somewhat Agree		13.9%	197
Neither Agree nor Disagree		12.5%	178
Somewhat Disagree		7.2%	102
Moderately Disagree		5.1%	73
Strongly Disagree		8.4%	119
<b>answered question</b>			<b>1,422</b>
<b>skipped question</b>			<b>220</b>







**22. In our school, students have access to a variety of resources, such as technology, media centers and libraries to help them succeed in their learning.**

		Response Percent	Response Count
<b>Strongly Agree</b>		<b>59.7%</b>	<b>849</b>
Moderately Agree		23.9%	339
Somewhat Agree		9.6%	137
Neither Agree nor Disagree		3.4%	48
Somewhat Disagree		1.6%	23
Moderately Disagree		0.4%	5
Strongly Disagree		1.4%	20
<b>answered question</b>			<b>1,421</b>
<b>skipped question</b>			<b>221</b>

### 23. School administrators listen to students' concerns and needs.

		Response Percent	Response Count
Strongly Agree		21.2%	301
Moderately Agree		21.7%	309
<b>Somewhat Agree</b>		<b>22.5%</b>	<b>320</b>
Neither Agree nor Disagree		12.6%	179
Somewhat Disagree		7.9%	112
Moderately Disagree		4.3%	61
Strongly Disagree		9.9%	141
<b>answered question</b>			<b>1,423</b>
<b>skipped question</b>			<b>219</b>

### 24. How helpful are the Peer College Counselors and the College Office in helping you prepare for college and college applications?

		Response Percent	Response Count
Extremely helpful		19.7%	279
Very helpful		20.9%	297
Moderately helpful		14.4%	205
Slightly helpful		5.4%	77
Not at all helpful		1.6%	23
<b>I have no experience with the College Office</b>		<b>37.9%</b>	<b>538</b>
<b>answered question</b>			<b>1,419</b>
<b>skipped question</b>			<b>223</b>






## 25. How useful are the services provided by the career advisor?

		Response Percent	Response Count
Extremely useful		15.0%	212
Very useful		20.5%	290
Moderately useful		13.7%	194
Slightly useful		4.2%	59
Not at all useful		2.2%	31
<b>I have no experience with these services</b>		<b>44.5%</b>	<b>631</b>
		<b>answered question</b>	<b>1,417</b>
		<b>skipped question</b>	<b>225</b>








## 26. How helpful is the staff at health office?

		Response Percent	Response Count
Extremely helpful		35.1%	496
<b>Very helpful</b>		<b>35.7%</b>	<b>505</b>
Moderately helpful		20.8%	294
Slightly helpful		5.5%	78
Not at all helpful		2.9%	41
		<b>answered question</b>	<b>1,414</b>
		<b>skipped question</b>	<b>228</b>








## 27. How easy it is to obtain the resources you need from the school library?

		Response Percent	Response Count
Extremely easy		31.0%	442
<b>Very easy</b>		<b>36.2%</b>	<b>516</b>
Moderately easy		24.7%	352
Slightly easy		5.5%	79
Not at all easy		2.5%	35
<b>answered question</b>			<b>1,424</b>
<b>skipped question</b>			<b>218</b>

## 28. I regularly participate in student extracurricular activities like clubs, sports and after school enrichment programs.

		Response Percent	Response Count
<b>Strongly Agree</b>		<b>41.8%</b>	<b>593</b>
Moderately Agree		19.4%	275
Somewhat Agree		14.6%	207
Neither Agree nor Disagree		10.3%	146
Somewhat Disagree		4.0%	56
Moderately Disagree		3.2%	45
Strongly Disagree		6.7%	95
<b>answered question</b>			<b>1,417</b>
<b>skipped question</b>			<b>225</b>








**29. All students have access to a variety of school activities, clubs, sports and after school programs.**

		Response Percent	Response Count
Strongly Agree		61.4%	870
Moderately Agree		19.8%	280
Somewhat Agree		9.6%	136
Neither Agree nor Disagree		4.3%	61
Somewhat Disagree		1.8%	26
Moderately Disagree		1.1%	15
Strongly Disagree		2.0%	28
		<b>answered question</b>	<b>1,416</b>
		<b>skipped question</b>	<b>226</b>






**30. I would like to see the following courses, after school programs or enrichment activities added to GHCHS programs.**

	Response Count
	602
<b>answered question</b>	<b>602</b>
<b>skipped question</b>	<b>1,040</b>

### 31. The school provides a safe and positive environment in which students can achieve.








		Response Percent	Response Count
Strongly Agree		47.2%	665
Moderately Agree		30.5%	429
Somewhat Agree		12.6%	178
Neither Agree nor Disagree		4.3%	61
Somewhat Disagree		2.2%	31
Moderately Disagree		1.0%	14
Strongly Disagree		2.1%	30
<b>answered question</b>			<b>1,408</b>
<b>skipped question</b>			<b>234</b>

### 32. How safe do you feel on campus?








		Response Percent	Response Count
Extremely safe		48.3%	681
Very safe		33.9%	477
Moderately safe		12.6%	178
Slightly safe		2.6%	37
Not at all safe		2.6%	36
<b>answered question</b>			<b>1,409</b>
<b>skipped question</b>			<b>233</b>










**33. Our school meets the needs of individual students by striving for a quality education for all students.**

		Response Percent	Response Count
Strongly Agree		39.6%	554
Moderately Agree		31.5%	441
Somewhat Agree		15.2%	212
Neither Agree nor Disagree		5.6%	79
Somewhat Disagree		3.7%	52
Moderately Disagree		1.4%	20
Strongly Disagree		2.9%	41
		<b>answered question</b>	<b>1,399</b>
		<b>skipped question</b>	<b>243</b>








**34. My school recognizes the achievements of students for all types of accomplishments.**

		Response Percent	Response Count
Strongly Agree		40.6%	565
Moderately Agree		25.3%	352
Somewhat Agree		15.8%	220
Neither Agree nor Disagree		7.5%	105
Somewhat Disagree		5.0%	69
Moderately Disagree		2.2%	30
Strongly Disagree		3.6%	50
		<b>answered question</b>	<b>1,391</b>
		<b>skipped question</b>	<b>251</b>








### 35. Our school has a "no-bullying" policy that is enforced.

		Response Percent	Response Count
Strongly Agree		46.7%	647
Moderately Agree		23.0%	319
Somewhat Agree		13.5%	187
Neither Agree nor Disagree		7.9%	110
Somewhat Disagree		3.8%	52
Moderately Disagree		2.2%	30
Strongly Disagree		2.9%	40
<b>answered question</b>			<b>1,385</b>
<b>skipped question</b>			<b>257</b>








### 36. School rules apply equally to all students.

		Response Percent	Response Count
Strongly Agree		42.4%	589
Moderately Agree		22.7%	315
Somewhat Agree		12.5%	173
Neither Agree nor Disagree		3.9%	54
Somewhat Disagree		6.7%	93
Moderately Disagree		4.0%	56
Strongly Disagree		7.8%	108
<b>answered question</b>			<b>1,388</b>
<b>skipped question</b>			<b>254</b>








### 37. Students understand that attendance is directly linked to academic achievement.

		Response Percent	Response Count
Strongly Agree		45.7%	631
Moderately Agree		24.1%	333
Somewhat Agree		15.3%	211
Neither Agree nor Disagree		6.7%	93
Somewhat Disagree		3.3%	45
Moderately Disagree		1.4%	20
Strongly Disagree		3.5%	48
<b>answered question</b>			<b>1,381</b>
<b>skipped question</b>			<b>261</b>








### 38. Students accept responsibility for their actions and have respect for the opinions of others.

		Response Percent	Response Count
Strongly Agree		28.5%	395
Moderately Agree		27.8%	386
Somewhat Agree		20.9%	290
Neither Agree nor Disagree		8.9%	123
Somewhat Disagree		5.9%	82
Moderately Disagree		3.8%	53
Strongly Disagree		4.3%	59
<b>answered question</b>			<b>1,388</b>
<b>skipped question</b>			<b>254</b>








### 39. I am treated fairly at this high school.

		Response Percent	Response Count
Strongly Agree		42.1%	584
Moderately Agree		29.0%	402
Somewhat Agree		12.5%	173
Neither Agree nor Disagree		6.7%	93
Somewhat Disagree		3.5%	48
Moderately Disagree		1.9%	27
Strongly Disagree		4.3%	60
<b>answered question</b>			<b>1,387</b>
<b>skipped question</b>			<b>255</b>








### 40. I have a voice in the classroom and/or in school decision-making if I choose to participate.

		Response Percent	Response Count
Strongly Agree		45.5%	633
Moderately Agree		25.1%	349
Somewhat Agree		12.9%	179
Neither Agree nor Disagree		5.8%	80
Somewhat Disagree		3.9%	54
Moderately Disagree		2.4%	33
Strongly Disagree		4.5%	62
<b>answered question</b>			<b>1,390</b>
<b>skipped question</b>			<b>252</b>

#### 41. Teachers at this school believe that all students can be successful.

		Response Percent	Response Count
Strongly Agree		40.3%	559
Moderately Agree		26.2%	363
Somewhat Agree		14.5%	201
Neither Agree nor Disagree		7.6%	105
Somewhat Disagree		5.3%	74
Moderately Disagree		2.7%	37
Strongly Disagree		3.5%	49
<b>answered question</b>			<b>1,388</b>
<b>skipped question</b>			<b>254</b>

#### 42. Overall, I feel good about being at Granada Hills Charter High School.

		Response Percent	Response Count
Strongly Agree		50.8%	710
Moderately Agree		24.6%	344
Somewhat Agree		10.1%	141
Neither Agree nor Disagree		6.2%	87
Somewhat Disagree		2.4%	33
Moderately Disagree		1.4%	19
Strongly Disagree		4.6%	64
<b>answered question</b>			<b>1,398</b>
<b>skipped question</b>			<b>244</b>